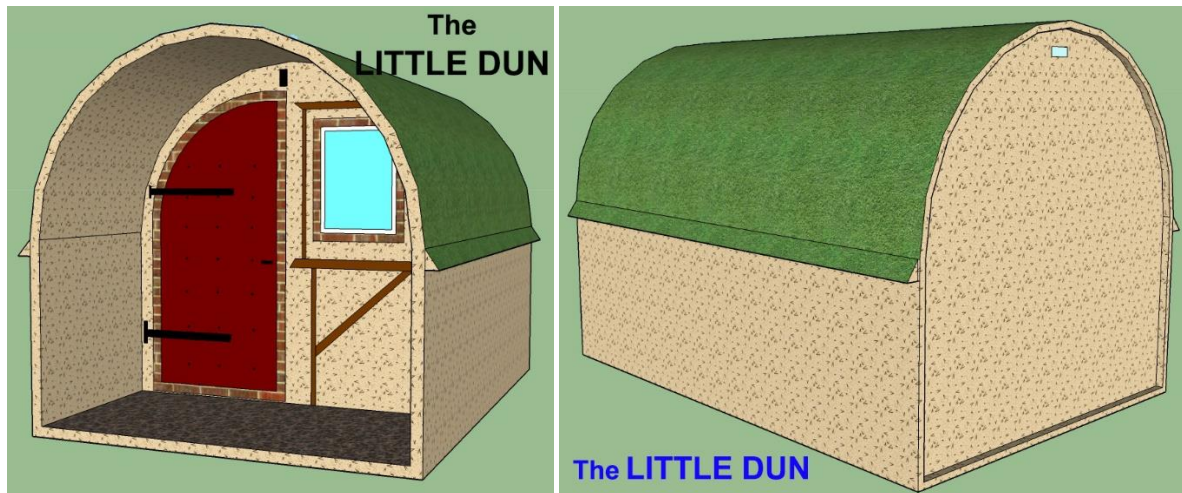




**The LITTLE Dun** (sleeps 2 adults or 1 adults + 2 kids) Internal floorspace **5.95m<sup>2</sup>**

Anchor points fitted at all corners.



**Dimensions:**

Overall external sizes: **2.40m (7' 10") W x 3.60m (11' 10") D**

Porch **2.40m (7' 10") W x 1.20 (3' 10") D**

Door: **900m (3') W** with disable access.

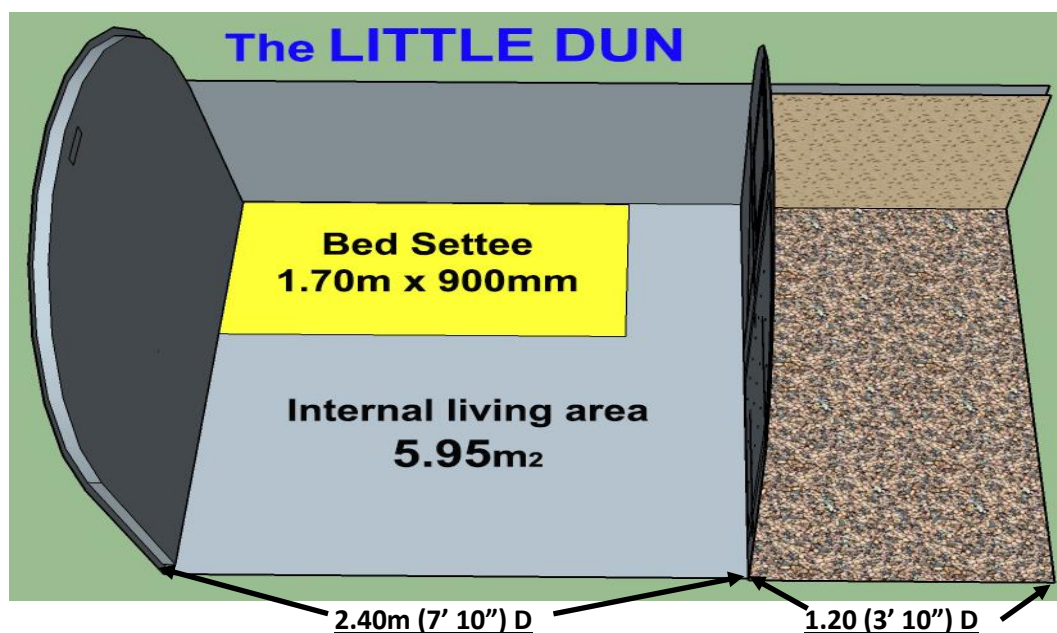
Window: **uPVC 1 x 600m (2') W X 800m (2' 7") D** (front only) opening.

Imitation timber: detail to front wall.

Internal: Pine clad or various styles of panelling as standard.

Roof: Imitation grass.

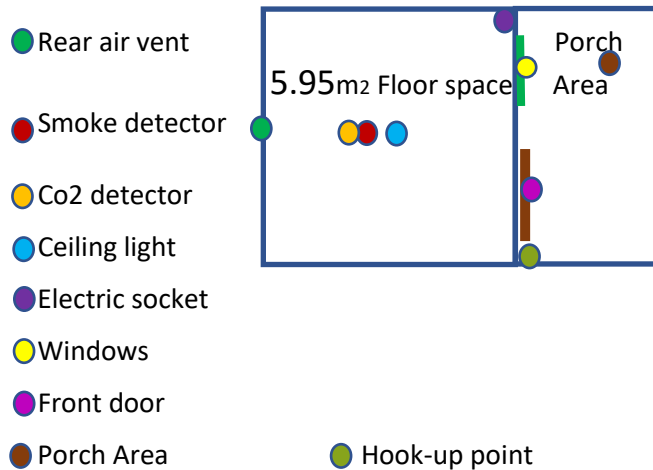
Foam fibreglass panels used: **50mm (2") thick**, then infused with high grade fibreglass matt & resins.





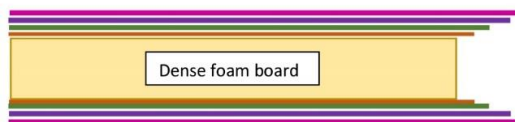
## The LITTLE Dun

- 1 x Rear wall air vent.
- 1 x uPVC window 600m (2') W X 800m (2' 7") D (opening).
- Door handles. Black cast, lockable with key on outside, turn buckle lock inside for safety.
- Hinges black cast iron.
- 1 x Internal consumer unit (with RDC trip).
- 1 x Internal triple bulb ceiling light (LED).
- 1 x Double internal socket with 2 x USB ports.
- 1 x Internal 3 gang light switch.
- 1 x Internal smoke detector.
- 1 x Co2 detector.
- 1 x External porch light (LED).
- 1 x External Hook-up point (16amp).
- 1 x Electric panel wall heater (as standard).
  - All Cables in trunking throughout.



- We only use **HIGH GRADE** resins, top-coats, fibreglass matt and dense foam boards.
- **HEAT** RETENTION of our pods is the highest in the UK.

### Our Composite board "system"



- Foam/Fibreglass Barrier Coating.
- High Grade Fibreglass Matt.
- High Grade Resins.
- High Grade Topcoat

